









## Distributor Order form

Distributor


	Item	Height	Size	Quantity
	S4S-N	<b>Backrest Height 29 cm</b>	S	
	M4S-N		M	
	L4S-N		L	
	XL4S-N		XL	
	S4A-N	<b>Backrest Height 29 cm</b>	S	
	M4A-N		M	
	L4A-N		L	
	XL4A-N		XL	
	S5S-N	<b>Backrest Height 35 cm</b>	S	
	M5S-N		M	
	L5S-N		L	
	XL5S-N		XL	
	S5A-N	<b>Backrest Height 35 cm</b>	S	
	M5A-N		M	
	L5A-N		L	
	XL5A-N		XL	
	S6S-N	<b>Backrest Height 42 cm</b>	S	
	M6S-N		M	
	L6S-N		L	
	XL6S-N		XL	
	S6A-N	<b>Backrest Height 42 cm</b>	S	
	M6A-N		M	
	L6A-N		L	
	XL6A-N		XL	

S for wheelchairs from 28 to 35  
 M for wheelchairs from 35 to 40  
 L for wheelchairs from 38 to 43  
 XL for wheelchairs from 40 to 45


RAL COLOR \_\_\_\_\_  
 (www.ral-farben.de/en/all-ral-colours)




### RIGID CONNECTOR



		Quantity
AH/OR-R-S/M(Ø22)	36-41 cm	
AH/OR-R-L/XL(Ø22)	41-46 cm	



		Quantity
AH/OR-R-S/M(Ø25)	36-41 cm	
AH/OR-R-L/XL(Ø25)	41-46 cm	




		Quantity
A/G-S/M	36-41 cm	
A/G-L/XL	41-46 cm	

### FOLDABLE CONNECTOR



		Quantity
AH/OR-S/M	36-41 cm	
AH/OR-L/XL	41-46 cm	



		Quantity
A/PGV S-M	36-41 cm	
A/PGV L-XL	41-46 cm	